

ENGAGEMENT GUIDE *By: B*

YOUR GUIDE TO THE BEST
ENGAGEMENT SESSION



AGENDA

*lets say I
do!*

What to Wear	2-6
When to Book	8
Why have a Shoot	9
The vibe of the Shoot	10



PRESENTED BY BREE LEA PHOTOGRAPHY

BASED in Columbus OH, travels Everywhere

www.breeleaphotography.com



COLOR. Is so important. It's important to find a outfit that is you, one that you are comfortable and confident in, but the color will set the vibe of your session.

99% of the time I would say avoid MATCHING. In that I mean one person has all a blue shirt on, blue jeans, and she has a blue dress. It will not be flattering in photos. It's good to compliment each others' outfits in color instead.


If you need a starting point I have two full proof plans for you! 1. PINTEREST. Search color palettes, you will get a lot of photos pop up like the photo on the left here, which is perfect for inspiration. 2. Make up palettes are also great for inspo! Searching your local make up aisle is a flood of color layouts right there for you.



WHAT TO WEAR.

color palette

IF YOU'RE STRUGGLING TO COME UP WITH COLORS GO INTO YOUR LOCAL MAKE UP SHOP AND LOOK AT THE MAKE UP PALETTES.



color inspo


SOME GREAT
COLOR COMBOS
FOR THIS SEASON



Fall in Love



Procreate
Color Palette



Neutral Paradise

30 procreate color palette



color inspo

SOME GREAT
COLOR COMBOS
FOR THIS SEASON



If jeans or pants are you, TOTALLY okay. But one rule of advice I always like to tell my ladies is wear something with flow, something that will catch in the wind or move side to side as you move. This little bit adds so much for photos.

A lot of couples who are more casual in their attire will choose to do a two outfit shoot so that they can do a casual outfit if they want jeans photos and then something on the dressier side for their other outfit.


WHAT TO WEAR.

*make it
flowey*



Saved from
MagnoliaHouse

Visit



Article from
Junebug Weddings

Read it



Article from
Style Me Pretty

Read it

**FABRIC THAT WILL
MOVE AND FLOW
AS YOU WALK
DOES WONDERS IN
PHOTOS!**



WHAT TO WEAR.

1. STEAM. AND IRON. DO NOT SHOW UP WITH WRINKLES.

2. IF IT'S NEW. WEAR IT OUT BEFORE YOUR SHOOT. IF YOU BUY SOMETHING FOR YOUR SO, MAKE SURE THEY HAVE A CHANCE TO TAKE IT FOR A SPIN. YOU WANT TO FEEL COMFORTABLE AND CONFIDENT

3. DON'T STRESS OVER SHOES. COMFORT OVER ALL ELSE. DONT FORCE YOURSELF IN HEELS. THEY WONT MAKE THE PHOTO ANY MORE SPECIAL THAN YOU NOT BEING IN PAIN FROM HEELS

4. INVEST. GO AHEAD AND PAY FOR YOURSELF TO GET HAIR DONE THAT DAY OR MAKE UP DONE. ENJOY THE DAY AND EXPERIENCE

tips


DO YOU SEE WRINKLES. TAKE CARE OF THOSE BABIES THE NIGHT BEFORE.



A man and a woman are sitting on a large, light-colored rock in a lush, green forest. The man, on the left, is wearing a dark grey t-shirt and blue jeans, and has a tattoo on his right arm. The woman, on the right, is wearing a black and white striped long-sleeved shirt and black pants. They are both smiling and looking at each other. The background is filled with dense green foliage and trees, with sunlight filtering through the leaves.

*Get your
hair done*

**BLOW OUTS ARE THE BEST THINGS TO START
YOUR DAY WITH CONFIDENCE. USUALLY ABOUT
\$40. AND YOUR HAIR WILL LOOK GREAT!**



In some parts of the world time of year really does not matter, but for a lot of the United States it does. I am based out of Ohio, where we experience very different seasons, each season produces different colors and different lighting.

One big thing every couple should do before ever picking their date, engagement and wedding, is to figure out what they like. A lot of people gravitate toward the Greens in photos, and the warm sunshine. Shooting in October or March you will not get anything like that.

Some people plan their day around the fall leaf change, You will want to carefully pick your day based on the fall heat maps that will predict peak color change, but this is NEVER guaranteed. One cold day earlier in the fall, and leaves will all drop ahead of schedule.

Time of day is the most important thing a couple can overlook when scheduling your photoshoot. **TRUST YOUR PHOTOGRAPHER.** Every single photo in this guide I shot in the hour before sunset, it gives the most flattering tones, and usually the warmest vibes,


Shooting at sunrise will give you the same vibe at times, and a lot of photographers say it won't make a difference if you work around sunset, or sunrise but as humans it makes a huge difference.

In the morning, as humans we have natural puffer faces. I have also noticed couples don't seem to enjoy their experience as much because it feels more like a rush to get ready.

TIMING of YEAR & DAY

timing is everything

EVERY PHOTO IN THIS GUIDE WAS TAKEN IN THE HOUR BEFORE SUNSET. LET THAT SINK IN



1. YOU GET COMFORTABLE WITH YOUR PHOTOGRAPHER

You don't want to wait until the day of your wedding to be in front of their camera. An engagement session gives you the chance to get any awkward moments out of the way which is helpful when you are kissing for photos in front of a stranger. It's a test run for the big day so that you feel 100% you and 100% confident in front of that camera on the wedding day.

2. YOUR PHOTOGRAPHER GETS TO KNOW WHAT YOU LIKE (WHICH SETS YOU UP FOR A BETTER WEDDING DAY EXPERIANCE)

One thing I do as a photographer is I learn my clients photo tastes by the photos they choose to put on social media. MY favorites will never be the same as the client, so this allows me to see what they liked the best when I see what photos they are picking as profile and Insta posts from our shoot! I also like to do a lot of candid and posed on the session, and we get to see how you react to each, and what you are most comfortable doing.

*the
importance
of an
engagement
session*



Piggyback rides and throwing each other around in the sand isn't for everyone. It's good to have this discussion before ever arriving to a session with your photographer. A good way to show your photographer the vibe you want is by creating a mood board on Pinterest of poses and photos that you like.

Another important thing about these types of shots is making sure your fiancé is up for it! I have had a lot of couples in the past where I have brought up something playful, and one person is all for it, and the other may feel awkward, so you want to be on the same page before ever shooting so that you both are comfortable on the shoot.



wedding day as well!

the vibe of the shoot

ARE YOU WANTING TO HAVE FUN!? HIGH ENERGY POSING PROMPTS OR TRADITIONAL?



By. B

BREELEA

PHOTOGRAPHY

— HAND CRAFTED PHOTOGRAPHY —

WWW.BREELEAPHOTOGRAPHY.COM



FIND ME ON *Instagram*
@ MISSBREELEA

Hugs, B